



Subscriber Dashboard Navigation Guide


Version 11

© 2026, Blacklist Alliance, Ltd.



Contents

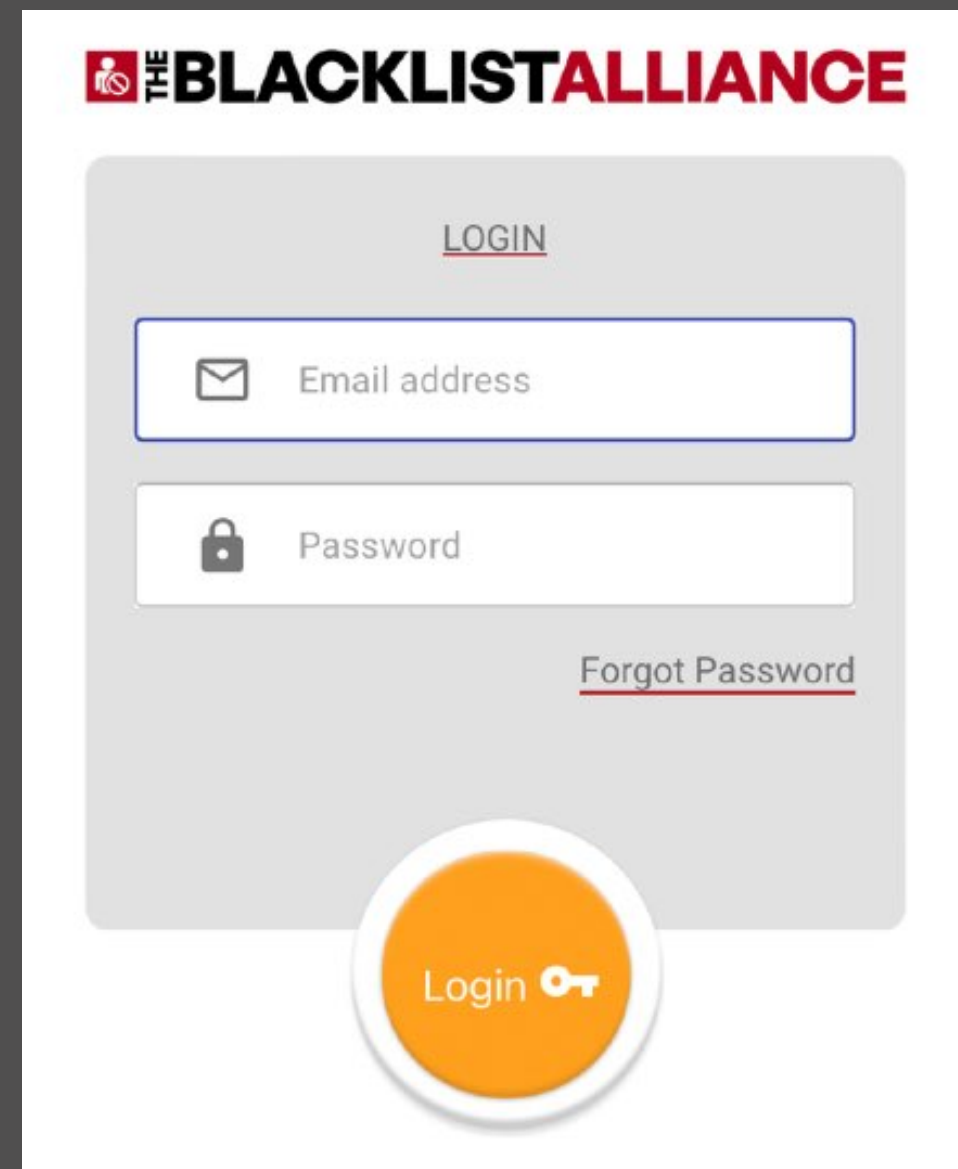
Here's what we'll cover:



1. Logging In
2. Dashboard Overview
 - Sidebar Menu Spotlight
 - Service Module Spotlight
3. Enabling 2-Factor Authentication
4. API Documentation
5. The Account Module
 - API Key Configuration
 - Scrubbing Against the National DNC
 - Feed Definitions
6. The Litigation Firewall Module
 - Blacklisted Number Check
 - Blacklisted Email Check
 - How to Scrub a List of Numbers
 - How to Scrub a List of Emails
 - Managing suppression (internal DNC) files
7. The Case Database Module
8. The NEE Module
9. The Legal Support Module
10. The Blacklist Academy Module
11. The Feed Entry Request Module
12. The Litigation Analytics Module
13. The NumberVerifier Module
14. Requesting Support

1 Logging In

To log in, go to www3.blacklistalliance.com



The screenshot shows the login interface for 'THE BLACKLIST ALLIANCE'. At the top left is the logo, which consists of a red square with a white person icon and the text 'THE BLACKLIST ALLIANCE' in bold black and red. Below the logo is a light gray rounded rectangle containing the login form. The word 'LOGIN' is centered at the top of this rectangle. There are two input fields: the first is labeled 'Email address' with an envelope icon on the left, and the second is labeled 'Password' with a lock icon on the left. To the right of the password field is a link labeled 'Forgot Password' with a red underline. Below the input fields is a large orange circular button with a white border, containing the text 'Login' and a key icon.

Log in using the email address you used to sign up and the password provided by your account manager.

2 Dashboard Overview

This is the Main Dashboard.

Services and account information are accessible via **service modules**.

Click the drop-down next to your email address in the header to set up two-factor authentication, change your password, or log out.

The screenshot shows the Blacklist Alliance dashboard interface. At the top left is the logo 'BLACKLIST ALLIANCE - (Marketing Law Group)'. The top right header displays the user's email 'sam@marketinglawgroup.com' with a dropdown arrow. A vertical sidebar on the left contains navigation links: Dashboard, Functions, User Guide, Standalone Application, and DNC Version Certification. The main content area features a greeting 'Hello Marketing Law Group,' followed by a notification '591 New Blacklisted Numbers Were Added For Today' and 'Remaining Scrubs: 498,437'. Below this are nine service modules arranged in a 3x3 grid, each with an icon, title, description, and a right-pointing arrow:

- LITIGATION FIREWALL**: View usage stats, scrub CSV files, upload internal DNC files, and access API docs. [Access Litigation Firewall](#)
- ACCESS CASE DATABASE**: Search cases, plaintiffs, attorneys, and defendants. [Access Case Database](#)
- CONTACT LEGAL SUPPORT**: Request assistance with a TCPA claim or compliance matter. [Access Form](#)
- ACCOUNT** (Marketing Law Group): View account details and configure your scrub preferences. [View Account Details](#)
- CALLER ID CHECK**: Use the Number Evaluation Engine to check whether outbound DID's have been reported to the FTC or FCC. Included monthly lookups: 300. [Access Engine](#)
- BLACKLIST ACADEMY LOGIN**: Take online classes and access legal and compliance resources. [Login To Blacklist Academy](#)
- PRE-LITIGATION FEED REQUESTS**: Submit high risk numbers to be added to the Pre-litigation Feed. [Submit Request](#)
- LITIGATION ANALYTICS**: Statistics, patterns, and insights derived from 10+ years of TCPA lawsuit filings at the state and federal level. Updated monthly. [View Analytics](#)
- NUMBER VERIFIER**: Identify Caller IDs wrongly tagged as spam by carrier algorithms, manage Caller IDs in real time, increase answer rates and boost conversions. [Create New Account](#). [Access Number Verifier](#)

On the right side, a user menu is open, showing options: Settings, Setup 2FA, Change Password, and Logout.

Dashboard Overview

Sidebar Menu Spotlight

Click the drop-down next to your email address in the header to set up two-factor authentication, change your password, or log out.

The screenshot shows the dashboard header with the logo 'THE BLACKLIST ALLIANCE - (Marketing Law Group)' and a user profile for 'sam@marketinglawgroup.com'. The sidebar menu includes 'Dashboard', 'Functions', 'User Guide', 'Standalone Application', and 'DNC Version Certification'. Annotations point to these items with explanatory text. A callout window on the right displays a 'NATIONAL DNC REGISTRY VERSION CONFIRMATION' document with specific dates and timestamps.

Annotations:

- Functions menu: You can also access the dashboard modules from this menu.
- User Guide: You can access the latest version of this User Guide here.
- Standalone Application: Link to our standalone application (advanced users only).
- DNC Version Certification: If you scrub against the National DNC, click to here download a certificate confirming the current National DNC version (be certain to download a new certificate every few weeks).

Callout Window Content:

THE BLACKLIST ALLIANCE

NATIONAL DNC REGISTRY VERSION CONFIRMATION


Pursuant to 16 C.F.R. §310.4(p)(3)(iv),* this document confirms that on the certification date listed below, the Blacklist Alliance Litigation Firewall® system was utilizing the following version of the National Do Not Call list to scrub numbers against the National DNC Registry:

DNC Version Date:	11/19/2024
System Upload Timestamp:	2:28 AM PT
Numbers Included:	254,220,344
Certification Date:	11/27/2024 9:54:28 AM PT

* A seller or telemarketer will not be liable for violating the rule if it can show that, as part of its routine business practice, it uses a process to prevent telemarketing to any telephone number on any list established pursuant to the Telemarketing Sales Rule, employing a version of the "do-not-call" registry obtained from the Commission no more than thirty-one (31) days prior to the date any call is made, and maintains records documenting this process.

Dashboard Overview

Service Module Spotlight




LITIGATION FIREWALL
View usage stats, scrub CSV files, upload internal DNC files, and access API documentation

Access Litigation Firewall ▶

LITIGATION FIREWALL MODULE

Click the Litigation Firewall Module to check numbers and scrub lists against your chosen feeds. You can also upload internal suppression files, check your usage stats and view API documentation.



ACCOUNT
Massive Marketing Group
View account details and configure your scrub preferences

View Account Details ▶

ACCOUNT MODULE

Go to the Account Module to view your subscription details, authorized users, and to configure your API key.




ACCESS CASE DATABASE
Search cases, plaintiffs, attorneys, and defendants

Access Case Database ▶

CASE DATABASE MODULE

Use the Case Database Module to view TCPA cases in our database.




CONTACT LEGAL SUPPORT
Request assistance with a TCPA claim or compliance matter

Access Form ▶

LEGAL SUPPORT MODULE

Click the Legal Support Module to request assistance with a TCPA claim, compliance matter, or other legal issue.



CALLER ID CHECK
Included monthly lookups: 300
Use the Number Evaluation Engine to check whether outbound DIDs have been reported to the FTC or a call blocking app.

Access Engine ▶

NEE MODULE (CALLER ID CHECK)

The Number Evaluation Engine checks your outbound caller IDs to see whether they have been reported to the FTC or a call blocking app.



BLACKLIST ACADEMY LOGIN
Take online classes and access legal and compliance resources

Login To Blacklist Academy ▶

BLACKLIST ACADEMY MODULE

Click to access the Blacklist Academy online compliance training and legal resource portal (separate login credentials required).




PRE-LITIGATION FEED REQUESTS
Submit high risk numbers to be added to the Pre-litigation Feed

Submit Request ▶

PRELITIGATION ENTRY MODULE

Use the Prelitigation Entry Module to request a high-risk number to be added to our prelitigation feed.




LITIGATION ANALYTICS
Statistics, patterns, and insights derived from 10+ years of TCPA lawsuit filings at the state and federal level. Updated monthly

View Analytics ▶

LITIGATION ANALYTICS MODULE

Review detailed statistics, patterns, and trends derived from TCPA lawsuits filed at the state and federal level (updated monthly).



NUMBER VERIFIER
Identify Caller IDs wrongly tagged as spam by carrier algorithms, manage Caller IDs in real time, increase answer rates and boost conversions.

[Create New Account](#)

Access Number Verifier ▶

NUMBER VERIFIER MODULE

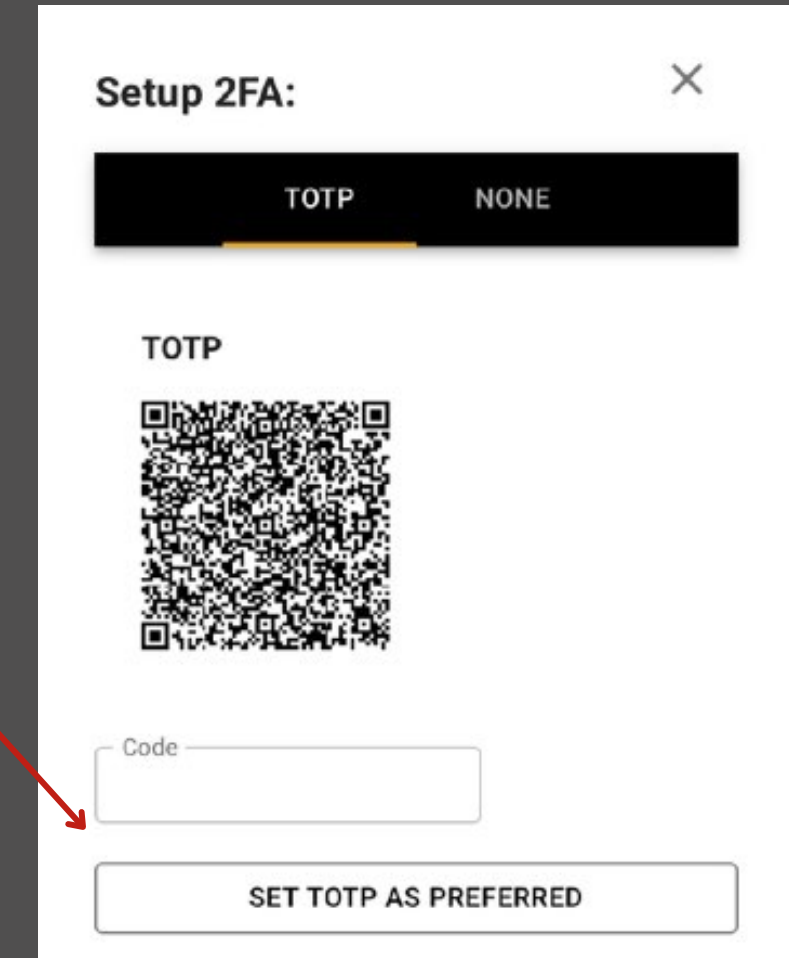
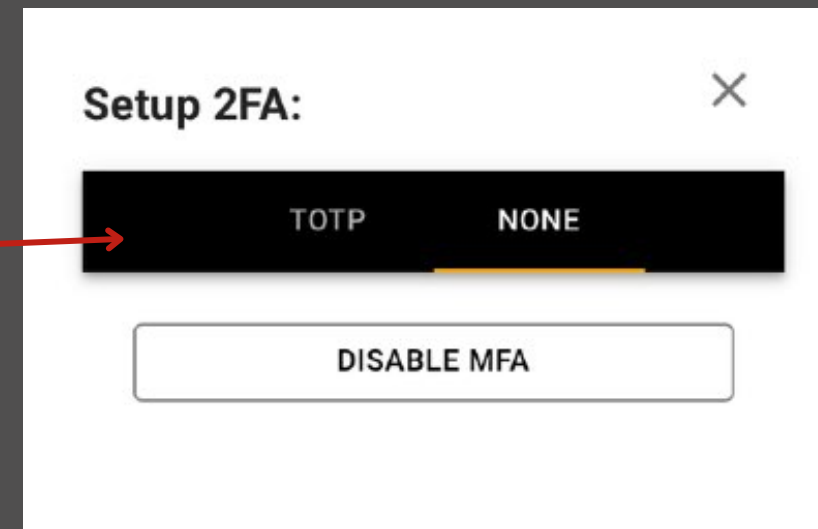
NumberVerifier is a separate service that instantly identifies outbound numbers tagged as spam by carriers and call blocking apps to dramatically increase ROI.

3 Enabling 2FA

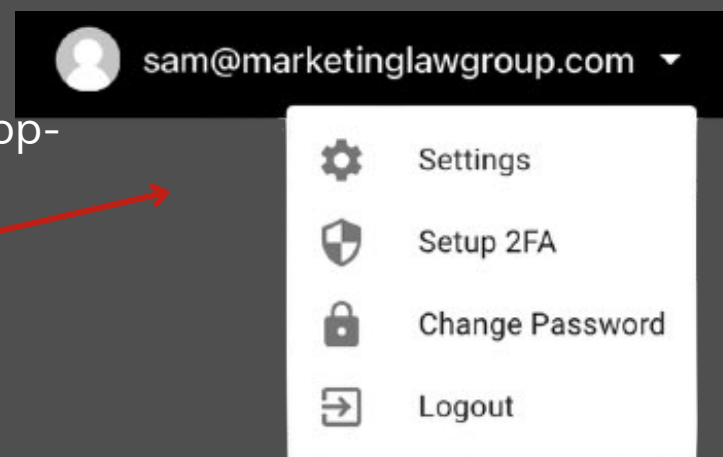
Enabling 2-Factor Authentication is highly recommended to maintain the security of your account

Scan the QR code with your TOTP app and click "Set TOTP as Preferred"

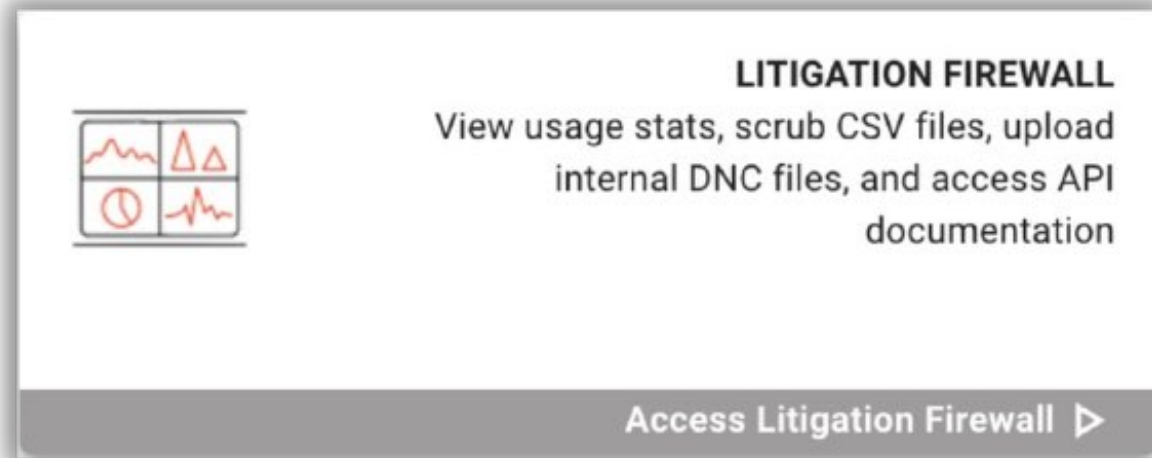
Select "TOTP" to configure your Time-Based One-Time password app such as OneLogin, Google Authenticator, or Authy



Select "Setup 2FA" from the drop-down menu next to your email address in the header.

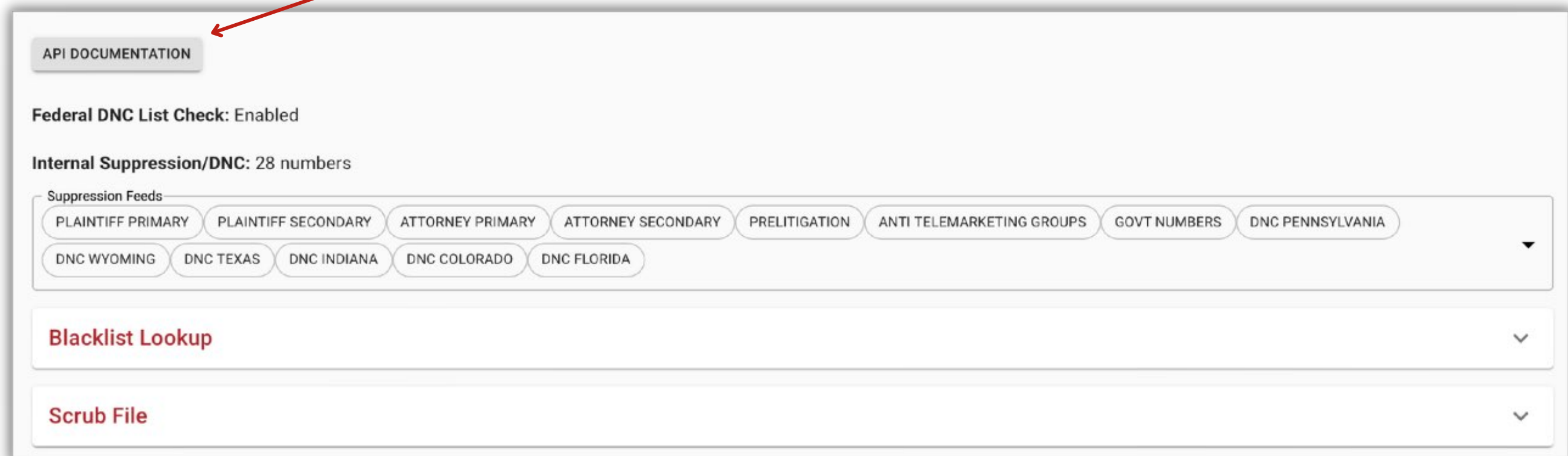


4 API Documentation

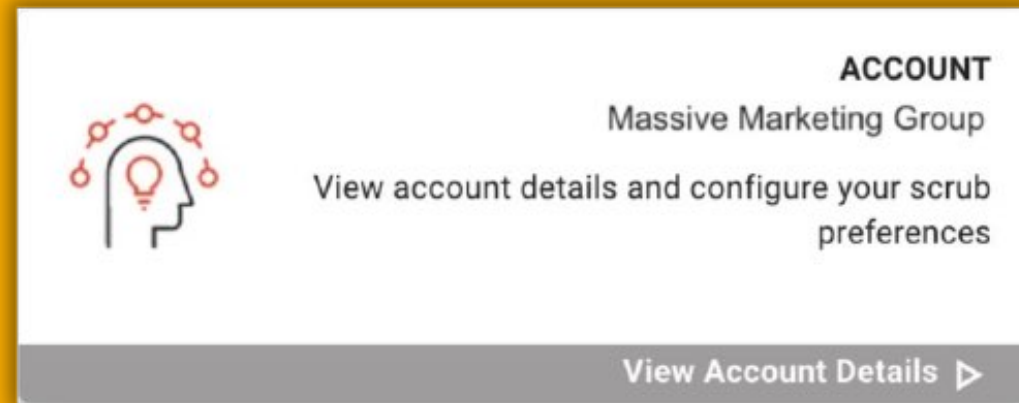


To access API documentation, click on the Litigation Firewall module, then click the API Documentation button.

Or go to: <https://api.blacklistalliance.net/apidoc/index.html>



5 The Account Module



ACCOUNT
Massive Marketing Group
View account details and configure your scrub preferences

View Account Details ▶

Click on the Account Module to view account details and configure your scrub preferences

Edit your company profile by clicking the edit button below the profile section

Profile:

First Name Fname	Last Name Lname	Address 100 Main Street
Apt/Suite 140	City Anytown	State CA
Zip Code 92011	Country United States of America	Phone 888-888-8888
Avatar URL	Email fname@company.com	Website www.company.com

[EDIT](#)

Basic+ Click to View Subscription Details

Plan
Basic+

Plan Basic+:
Request Limit: 100,000 Overage Limit: 0 NEE Limit: 100 Monthly Rate: 500 Legal Consult: 1 Prepaid Legal Service: Is Paygo: false

Active

Click the grey bar to view your subscription details

The Account Module

API Configuration

You can request additional API keys for your subscription. If you have multiple API keys, you can give each key a title to help tell them apart

If you want your API key to scrub against the National DNC Registry, follow the instructions on the next page.

If you experience any access difficulties associated with a particular IP, you can whitelist IP addresses by adding them here (Click "Enter" after adding each address)

This is your API key.

The screenshot shows the API Configuration form with the following fields and annotations:

- API Key:** Contains the value "pgF7AKJV". A red arrow points to this field from the text "This is your API key."
- Key Friendly Name:** Contains the value "Master Key". A red arrow points to this field from the text "You can request additional API keys...".
- Start Date:** A date input field with a placeholder "MM/DD/YYYY" and a clear button (X).
- Stop Date:** A date input field with a placeholder "MM/DD/YYYY" and a clear button (X).
- Allowed IP Addresses:** An empty text input field. A red arrow points to it from the text "If you experience any access difficulties...". Below the field is the instruction "Click 'enter' after adding addresses".
- SAN Number:** An empty text input field.
- SAN Area Codes:** An empty text input field. A red arrow points to it from the text "If you want your API key to scrub against...".
- Suppression Feeds:** A horizontal list of buttons: PLAINTEFF PRIMARY, PLAINTEFF SECONDARY, ATTORNEY PRIMARY, ATTORNEY SECONDARY, PRELITIGATION, ANTI TELEMARKETING GROUPS, DNC PENNSYLVANIA, DNC WYOMING, DNC TEXAS, DNC INDIANA, DNC COLORADO, DNC FLORIDA, GOVT NUMBERS, SCREAMERS. A red arrow points to this section from the text "All keys scrub against our internal feeds...".
- Active:** A checked checkbox.
- NOTE:** A text block explaining that the API key will scrub against the selected suppression feeds and that state DNC lists can be added via an Account Manager.
- EDIT:** A button at the bottom left.

To change your API key configuration, click the Edit button

All keys scrub against our internal feeds by default. To stop scrubbing against a feed, click the Edit button and delete the feed from the Suppression Feeds section.

You can also scrub against state-specific DNC lists. Just click the suppression Fields section and select the state DNC lists you want to scrub against.

This is a close-up of the "Suppression Feeds" dropdown menu. It shows a list of items, each with a small circular icon to its left. The items are: PLAINTEFF PRIMARY, PLAINTEFF SECONDARY, ATTORNEY PRIMARY, ATTORNEY SECONDARY, PRELITIGATION, ANTI TELEMARKETING GROUPS, DNC PENNSYLVANIA, DNC WYOMING, DNC TEXAS, DNC COLORADO, DNC FLORIDA, DNC INDIANA, and GOVT NUMBERS. A red arrow points from the text "select the state DNC lists you want to scrub against." to the "DNC PENNSYLVANIA" item.

The Account Module

Scrubbing Against the National DNC Registry

To configure your API key to scrub against the National DNC Registry, you must:

- (1) Have a valid subscription to access the National DNC. To subscribe, go to <https://telemarketing.donotcall.gov> and follow the instructions or email us at legal@blacklistalliance.com.
- (2) Provide your company's DNC Organization ID and Subscription Account Number (SAN). You can provide this to your Account Manager or send it to legal@blacklistalliance.com.

The screenshot shows a configuration form with the following fields and options:

- API Key:** pgFTAKJVM
- Key Friendly Name:** (empty)
- Start Date:** MM/DD/YYYY (empty)
- Stop Date:** MM/DD/YYYY (empty)
- Allowed IP Addresses:** (empty)
- SAN Number:** 12345678-123456-24
- Organization ID:** 619, 714, 212, 760, 213, 415, 818
- Suppression Feeds:** A row of buttons for selecting feeds: PLAINTIFF PRIMARY, PLAINTIFF SECONDARY, ATTORNEY PRIMARY, ATTORNEY SECONDARY, PRELITIGATION, ANTI TELEMARKETING GROUPS, DNC PENNSYLVANIA, DNC WYOMING, DNC TEXAS, DNC INDIANA, DNC COLORADO, DNC FLORIDA, GOVT NUMBERS, SCREAMERS.
- Active:**
- NOTE:** Your API key will scrub against the suppression feeds selected in the box above. All Blacklist Alliance internal feeds are initially selected by default. Click the open icon to add a state DNC feed or to remove an internal feed. To scrub against the National DNC Registry, To scrub against the National DNC Registry, provide your current Subscription Account Number (SAN) and Organization ID to your Account Manager, who will add it to your API configuration. Once added, your API will scrub against the area codes included in your DNC subscription.
- EDIT:** (button)

- (3) Once we confirm your DNC subscription details and add your SAN to your API key configuration, the key will then scrub against the area codes included in your DNC subscription.

The Account Module

Feed Definitions

LITIGATION FEEDS

Our researchers analyze each TCPA lawsuit and use several deep web search tools to discover phone numbers belonging to the plaintiffs, their attorneys and co-counsel, other attorneys employed by the same law firm, and other members of the Plaintiff's household. Researchers enter number data into the system by completing a **case report**. The phone numbers included in the report are placed in one of the following data feeds:

Primary Plaintiff Feed

This data feed is comprised of phone numbers that we are **certain** received the call or text that sparked the lawsuit.

Secondary Plaintiff Feed

This data feed is for numbers which are *likely* associated with a Plaintiff, but we cannot say so with 100% certainty. They may be additional landlines or cell phone numbers currently assigned to the plaintiff or a member of their household, and sometimes they may be old numbers that have since been reassigned to other people.

Primary Attorney Feed

These are numbers we know for **certain** belong to the attorney representing the Plaintiff, because they are listed in the Complaint, or are otherwise positively identified.

Secondary Attorney Feed

These are numbers that are associated with other attorneys in the same law firm as the Plaintiff's attorney, or which may be associated with the the Plaintiff's attorney.

ADDITIONAL FEEDS

Prelitigation Feed

This feed is comprised of numbers belonging to **thousands** of consumers who have either filed a TCPA lawsuit or submitted a **written** TCPA demand letter threatening litigation, or some other form of written complaint, such as to a regulator.

Anti-Telemarketing Groups Feed

This feed includes numbers belonging to members of various anti-telemarketing groups on Facebook and other platforms which our researchers have infiltrated.

Government Numbers Feed

This feed is made up of numbers of state and federal governmental offices.

Screamers Feed

This feed is comprised of numbers belonging to someone who **verbally** threatened an Alliance member with litigation or were otherwise unreasonably angry or abusive, but are not associated with any known TCPA litigant or claimant as of the date they were first reported.

Litigant Email Feed

Technically, a separate API, the Litigant Email Feed consists of over **100,000 toxic email addresses** belonging to known TCPA litigants, claimants, and class action attorneys, and can only be accessed using our Litigant Email API.

The Litigation Firewall Module

Use the Litigation Firewall module to scrub files, check a number against your chosen feeds, check an email address, manage internal suppression/DNC, view usage stats, and access API documentation.

If you have multiple API keys, you'll need to select the one you want to use here.

Litigation Firewall

Select API Key

API Key: pgFTAKJVMfEpN

[API DOCUMENTATION](#)

Federal DNC List Check: Enabled

Internal Suppression/DNC: 28 numbers

Suppression Feeds

If you uploaded any numbers to internal suppression/DNC, the total will be displayed here.

Use this function to quickly check if a number is in a feed the API key is scrubbing against.

Blacklisted Number Check

This function uses our Email API to check if an email address is tied to a TCPA litigant.

Blacklisted Email Check

Use the Scrub File function to manually scrub a list of numbers.

Scrub Number File

This function scrubs a list of emails against our Litigant Email Feed.

Scrub Email File

Use this function to upload your internal DNC, or to add individual numbers to your internal DNC.

Upload Internal Suppression/DNC File (single-column csv or txt files only)

API Stats

Use this function to view usage stats for the selected API key.

The **Litigation Firewall** Module

Blacklisted Number Check

Use the Blacklisted Number Check to see whether a single number is in any of the feeds listed in the suppression feeds box for the selected API key, or the DNC (if enabled).

This function will also indicate whether the number is assigned to a cellular line.

NOTE: DNC status will ONLY display if the selected API key is scrubbing against a state or the National DNC.

Litigation Firewall

Select API Key: Master Key (DNC Enabled) - pgFTAKJVMfE

API Key: pgFTAKJVMfE

[API DOCUMENTATION](#)

Federal DNC List Check: Enabled

Internal Suppression/DNC: 28 numbers

Suppression Feeds

PLAINTIFF PRIMARY PLAINTIFF SECONDARY ATTORNEY PRIMARY ATTORNEY SECONDARY PRELITIGATION ANTI TELEMARKETING GROUPS DNC PENNSYLVANIA
DNC WYOMING DNC TEXAS DNC INDIANA DNC COLORADO DNC FLORIDA GOVT NUMBERS SCREAMERS

Blacklisted Number Check

Check a number to determine whether it is on any of the feeds selected in your account configuration.

Phone Number

[DO LOOKUP](#) [CLEAR](#)

The **Litigation Firewall** Module

Blacklisted Email Check

The Blacklisted Email Check queries our Email API to see whether an email address is tied to known TCPA litigant.

This function can be used to enhance your protection by double-checking opt-in records bearing "clean" phone numbers.

NOTE: Each check against the Email API is deducted as a scrub included with your subscription.

Litigation Firewall

Select API Key

API Key: pgFTAKJVMfE

[API DOCUMENTATION](#)

Federal DNC List Check: Enabled

Internal Suppression/DNC: 28 numbers

Suppression Feeds

Blacklisted Number Check

Blacklisted Email Check

Check an email address against the Blacklist Database. You can enter an email or MD5 hashed address.

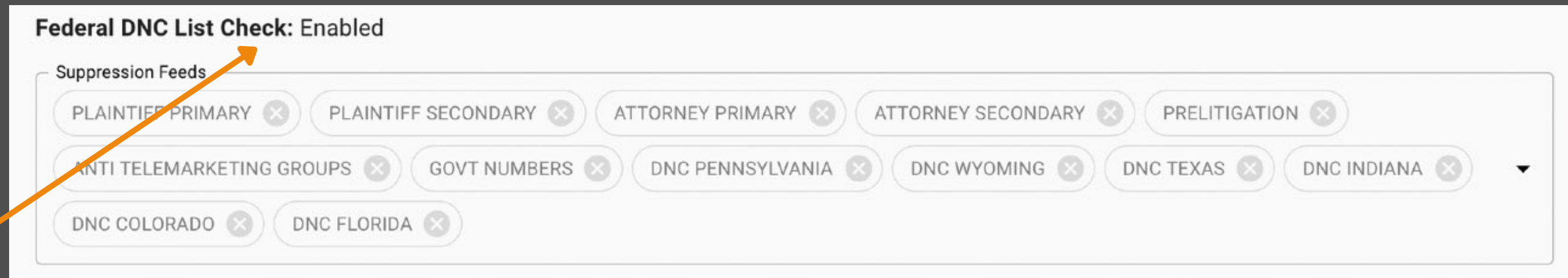
The **Litigation Firewall** Module

How to Scrub a List of Numbers

Start by selecting the Scrub Number File tab:

Scrub Number File

The system will **ONLY** scrub against those feeds listed in your API configuration as shown at the top of the Litigation Firewall page.



If you added your National DNC SAN number to the API configuration, the system will also scrub against the National DNC Registry.

Once the scrub is complete, unless you select any additional output options, the system will will **automatically** download the following files to your computer:

1. **Clean Numbers:** The numbers remaining after the scrub, in a file called "all_clean"
2. **Included Feeds:** A list of the feeds utilized for the scrub

The Litigation Firewall Module

How to Scrub a List of Numbers

Drag any csv, txt, Excel, or Numbers file here.

Scrub File

Allowed file extensions: csv (or zip csv), txt (or zip txt), xlsx (Excel), numbers (Apple)
Cleaned file will automatically download after scrub is complete.

SELECT FILE

Drag file here

Check this box if it has a header row.

Scrub File

Allowed file extensions: csv (or zip csv), txt (or zip txt), xlsx (Excel), numbers (Apple)
Cleaned file will automatically download after scrub is complete.

SELECT FILE Numbers 2.csv.zip ✓

Drag file here

Check if File Includes a Header

Select Phone Number Column
9897819316 ▼

Select the title of the column that includes the numbers from the drop-down menu.

The Litigation Firewall Module

How to Scrub a List of Numbers

Scrub File

Allowed file extensions: csv (or zip csv), txt (or zip txt), xlsx (Excel), numbers (Apple)
Cleaned file will automatically download after scrub is complete.

SELECT FILE Numbers 2.csv.zip ✓

Drag file here

Check if File Includes a Header

Select Phone Number Column: 9897819316

UPLOAD

NOTICE
The system will scrub against all feeds listed in your API configuration. If you inserted your SANS number into the API details, it will also scrub against the National DNC Registry. Once the scrub is complete, a zipped folder with the following files will automatically download to your computer:

1. **Clean Numbers:** The numbers remaining after the scrub, in a file called "all_clean"
2. **Included Feeds:** A list of the feeds utilized for the scrub

Additional Output Options
Additional output options for scrubbed numbers are listed below. To add to the default output described above, check the box alongside your selected option.

- Carrier Data:** Available carrier data for clean numbers
- Invalid:** Clean numbers that are invalid (too short, too long, etc.)
- No Carrier:** Clean numbers that have no carrier data attached and may be bogus
- Wireless:** Clean numbers assigned to a cellular services
- Landlines:** Clean numbers that present as landlines
- DNC:** Numbers that are also on the National DNC Registry and NOT matched with other databases. Note: DNC numbers will NOT be included in the "all_clean" file. If you do not have a SAN number this file will be empty.

After selecting a file, providing required details, and choosing any additional output options, click "Upload" to start the scrub

Additional Output Options

If you want additional data concerning the numbers in the "all_clean" file, check any of these boxes before starting the scrub:

Carrier Data: Available carrier data for scrubbed numbers

Invalid: Scrubbed numbers that are invalid

No Carrier: Scrubbed numbers with no carrier attached

Wireless: Scrubbed numbers assigned to a cellular line

DNC: If the API is scrubbing against the National DNC, the all_clean file will **not** include DNC-listed numbers. Check this box to receive a file with scrubbed numbers that are also on the DNC

Success

When the scrubbed files have been downloaded, the system will deliver this message

The Litigation Firewall Module

How to Scrub a List of Emails

Start by selecting the Scrub Email File tab:

Scrub Email File

Scrub Email File ^

Allowed file extensions: csv (or zip csv), txt (or zip txt), xlsx (Excel), numbers (Apple)
Cleaned file will automatically download after scrub is complete.

SELECT FILE

Drag file here

NOTICE
This function scrubs an uploaded file against our Litigant Email Feed, and does NOT scrub against any litigant phone number feeds. The scrub will remove any email addresses that are tied to known TCPA litigants.
Once the scrub is complete a file labeled clean will automatically download.

Drag the selected file here and click "Upload" to start the scrub.

NOTE: The Email Scrub Function can only accommodate single column files.

Success

This indicates the scrub has been completed and a file labeled "clean" has been automatically downloaded. All email addresses tied to known TCPA litigants have been removed from this file.

The **Litigation Firewall** Module

Managing Suppression (internal DNC) Files

Click on the "Upload Internal Suppression/DNC File" tab

Upload Internal Suppression/DNC File (single-column csv or txt files only)

Click to select an internal suppression file to upload
(single-column csv or txt files only)

Upload Internal Suppression/DNC File (single-column csv or txt files only)

The Litigation Firewall will automatically scrub against your uploaded suppression files and any additional numbers you add below. After uploading a suppression file, please allow at least 60 seconds for the data to propagate.

Current count: 1

Modify Date: 10/15/2021, 9:35:35 AM

(Stats are delayed)

UPLOAD

DOWNLOAD

(Please zip files over 1MB, 20MB max)

Add numbers individually by inputting them to this
box and then clicking "Add Number"

Add Number to Internal Suppression/DNC

Phone

ADD NUMBER

Successful uploads will result in a message like this

Upload Results = Status: Success, Good: 12, Bad: 0

NOTE: The Litigation Firewall will automatically scrub against your uploaded suppression files and any individual numbers you add. After uploading a suppression file, please allow at least 60 seconds for the data to propagate.

7 The Case Database Module

Click "Access Case Database" will take you to the search form for our comprehensive TCPA case database, which is comprised of thousands of TCPA lawsuit reports prepared by our research team.

Search cases by plaintiff name, location, attorney name, law firm name, phone number, defendant name, and more.

Search Filed TCPA Cases

Federal Circuit

City of Residence

Attorney Name

Attorney City

Case Type

Plaintiff Number Type

Plaintiff Name

Date Filed from
MM/DD/YYYY

Law Firm Name

Defendant Name

Defendant Type

State of Residence

Date Filed to
MM/DD/YYYY

Attorney State

State Court

Claim Basis

OR Search by phone number

Phone Number

TIP: To ensure all cases are listed, when searching for individuals, exclude middle names and initials, and when searching for companies, exclude Inc., LLC, and symbols such as &.

CLEAR SEARCH SEARCH

8 The NEE Module

The Number Evaluation Engine (NEE) helps you determine whether a phone number has been reported to the FTC or FCC in connection with a telemarketing complaint. If a number has been reported, it will likely be blocked at the carrier level.

Number Evaluation Engine


To evaluate the reputation associated with one or more phone numbers, type them in the box below (one number per line) and click Scan, or copy and paste numbers from a spreadsheet.

NOTE: Maximum of ten (10) results displayed on this page. If you are evaluating more than 10 numbers, download the CSV file to review results of the scan. The NEE can evaluate up to 700 numbers in a single scan. If you have more than 700 numbers you will need to conduct multiple scans.

Caller ID(s):

SCAN **CLEAR**

NOTE: NEE lookups are now unlimited.



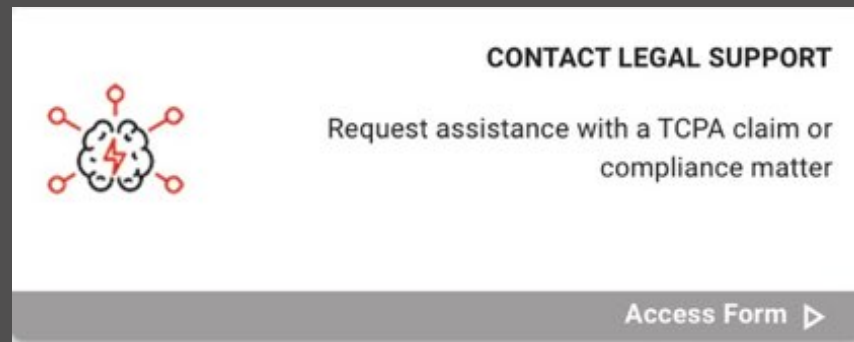
NUMBER EVALUATION ENGINE
Included monthly lookups: 100

Access Engine ▶

THE NUMBER EVALUATION ENGINE DOES NOT CHECK WHETHER A NUMBER HAS BEEN BLACKLISTED!

To determine whether a number is in a blacklist feed you are scrubbing against, go to the Litigation Firewall module and use the Blacklist Lookup function.

The Legal Support Module



One of the prime benefits of Blacklist Alliance membership is access to experienced marketing law professionals via the Legal Support Module. If you encounter a TCPA complaint, lawsuit, or other legal issue, click "Access Form" and provide the details.

We'll analyze the issue and provide you with actionable intelligence in the form of detailed reports and recommendations on how best to proceed.

There can be no underestimating the value of instant access to a dedicated legal professional who understands the issue and your business.

Select the box that best describes your issue:

Received Demand Letter Served with Lawsuit Contacted by Regulator Other

Urgency Level:

Urgent (Same Day Response Requested) Not Urgent

Briefly summarize your request below.

255 Characters Max.

Please upload relevant documents (demand letter, complaint, etc.)

To upload multiple files hold down the control or command key and select the files.

UPLOAD

Preferred contact method for response:

Phone:

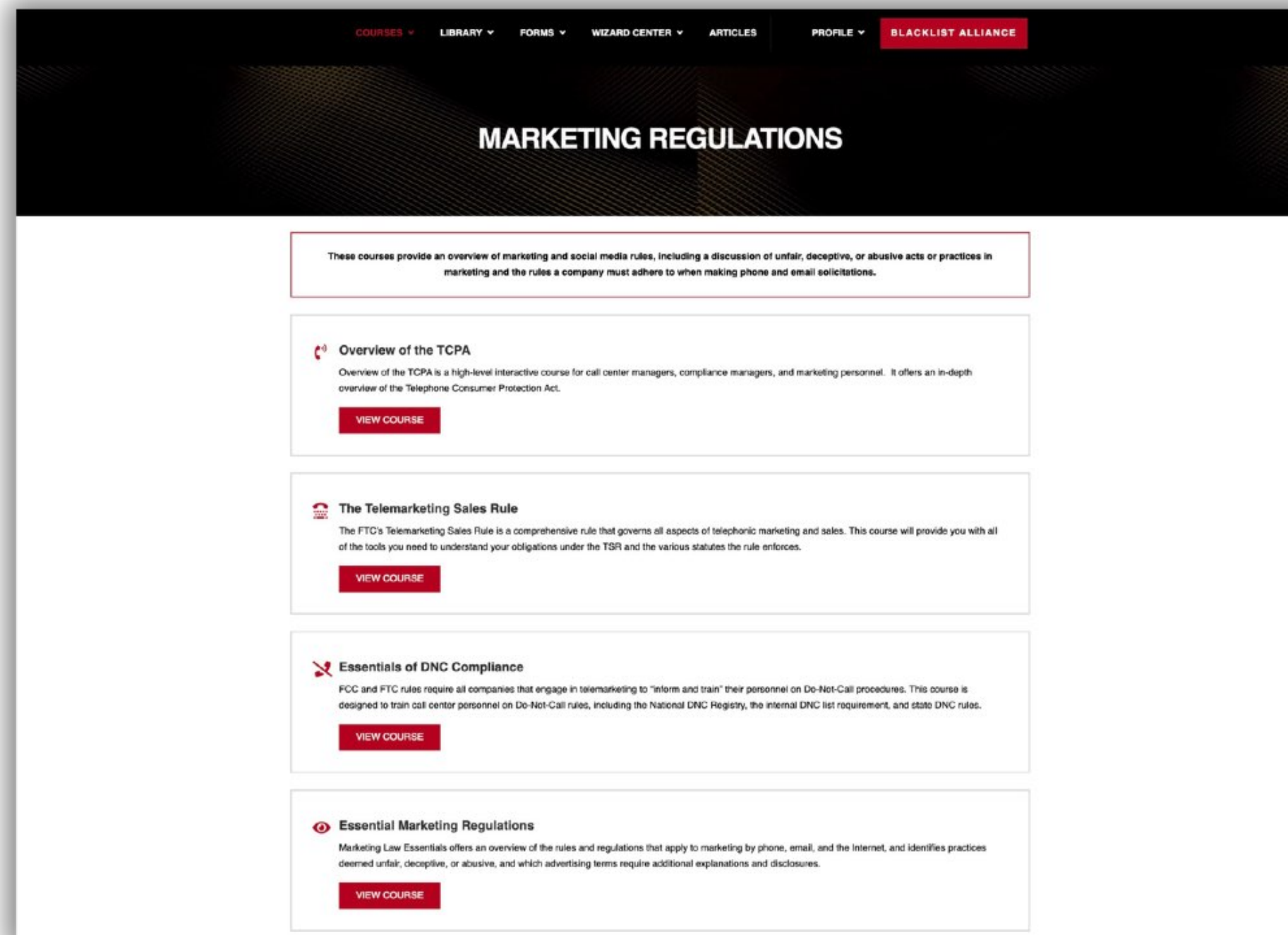
Email:

I understand that a response to this request is for informational purposes only, and does not constitute legal advice or create an attorney-client relationship.

SUBMIT REQUEST

10 The Blacklist Academy Module

Your subscription includes access to the Blacklist Academy legal resource and compliance training platform, which provides online training courses and quick access to the rules and regulations that apply to your business. You will receive your Academy access credentials in a separate email from headmaster@academy.blacklistalliance.com.



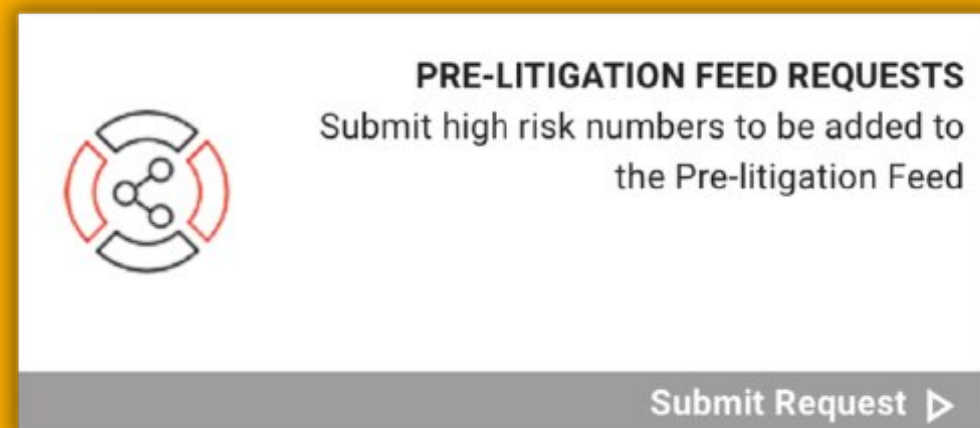
The screenshot displays the Blacklist Academy website interface. At the top, a navigation bar includes links for COURSES, LIBRARY, FORMS, WIZARD CENTER, ARTICLES, PROFILE, and BLACKLIST ALLIANCE. The main heading is 'MARKETING REGULATIONS'. Below this, a summary box states: 'These courses provide an overview of marketing and social media rules, including a discussion of unfair, deceptive, or abusive acts or practices in marketing and the rules a company must adhere to when making phone and email solicitations.' The page lists four courses, each with a 'VIEW COURSE' button:

- Overview of the TCPA**: Overview of the TCPA is a high-level interactive course for call center managers, compliance managers, and marketing personnel. It offers an in-depth overview of the Telephone Consumer Protection Act.
- The Telemarketing Sales Rule**: The FTC's Telemarketing Sales Rule is a comprehensive rule that governs all aspects of telephonic marketing and sales. This course will provide you with all of the tools you need to understand your obligations under the TSR and the various statutes the rule enforces.
- Essentials of DNC Compliance**: FCC and FTC rules require all companies that engage in telemarketing to "inform and train" their personnel on Do-Not-Call procedures. This course is designed to train call center personnel on Do-Not-Call rules, including the National DNC Registry, the internal DNC list requirement, and state DNC rules.
- Essential Marketing Regulations**: Marketing Law Essentials offers an overview of the rules and regulations that apply to marketing by phone, email, and the Internet, and identifies practices deemed unfair, deceptive, or abusive, and which advertising terms require additional explanations and disclosures.

11

The Prelitigation Feed Entry Request Module

Make Our System Better for Everyone: Use this module to submit high-risk numbers to be added to our Prelitigation or Screamers feed.



The Prelitigation Feed is **reserved** for numbers that represent a **verified** risk of litigation. Our research team examines each number submitted to determine whether it is tied to someone who either: (1) filed a TCPA lawsuit; or (2) submitted a written TCPA demand letter or other written complaint. If you receive a written demand letter or complaint, please report it using the **Legal Support Module**.

If we are unable to confirm whether a submitted number represents a litigation risk, it will be added to the **Screamers** Feed.

Because of the human effort involved to investigate each submitted number, prelitigation feed entry requests are **limited to 10 per day**. Exceeding this limit may cause this module to become disabled.

In addition to the number, we ask that you provide some background information so we can properly categorize the request

A screenshot of a form for submitting a prelitigation feed entry request. It contains the following fields: 'Phone Number', 'Consumer Name (if known)', and 'Consumer Email (if known)'. Below these is a section titled 'Why are you submitting this request? (choose one)' with four radio button options: 'Consumer threatened litigation', 'Consumer issued other threat (screamer)', 'Suspicious behavior', and 'Known TCPA Litigant'. At the bottom, there is a text area labeled 'Add additional info here' and a 'SUBMIT REQUEST' button.

NOTE: To report a number that was included in a TCPA demand letter or other written complaint, use the **Legal Support Module**.

12 The Litigation Analytics Module



LITIGATION ANALYTICS
 Statistics, patterns, and insights derived from 10+ years of TCPA lawsuit filings at the state and federal level.
 Updated monthly

[View Analytics](#) ▶

Updated on a monthly basis, the facts and figures reflected on the Litigation Analytics page are based on TCPA case data gathered by our research staff over the past 10+ years.

AVERAGE CASES BY SERIAL PLAINTIFF THRESHOLD

How the average number of cases per plaintiff changes as the minimum filing threshold increases. Higher thresholds isolate the most prolific filers.



1. DASHBOARD — CASE OVERVIEW

A high-level snapshot of the entire litigation dataset. **Total Cases** reflects every case record. **Unique Defendants** counts each distinct entity named as a defendant. **Unique States** counts distinct plaintiff states represented.

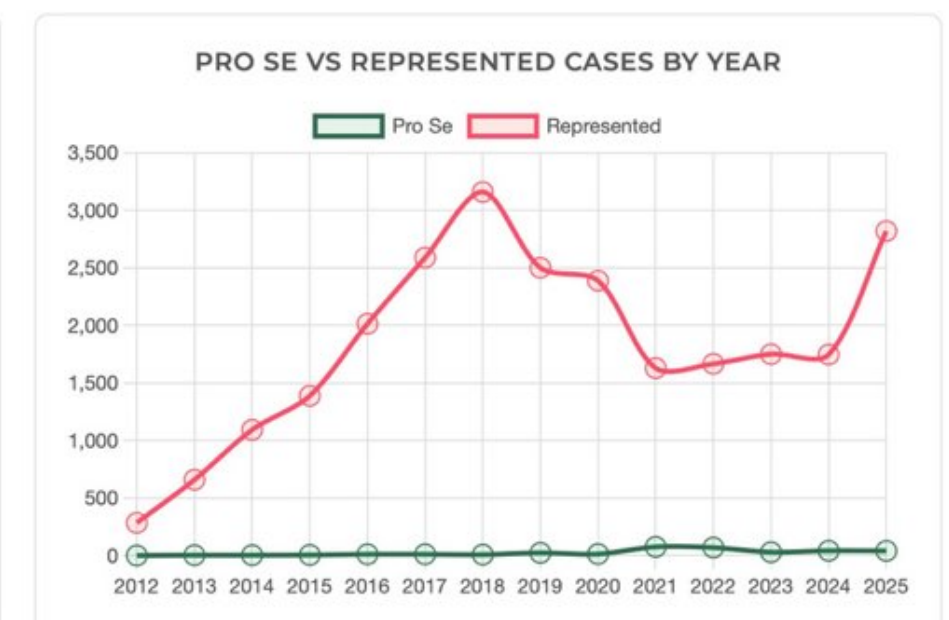
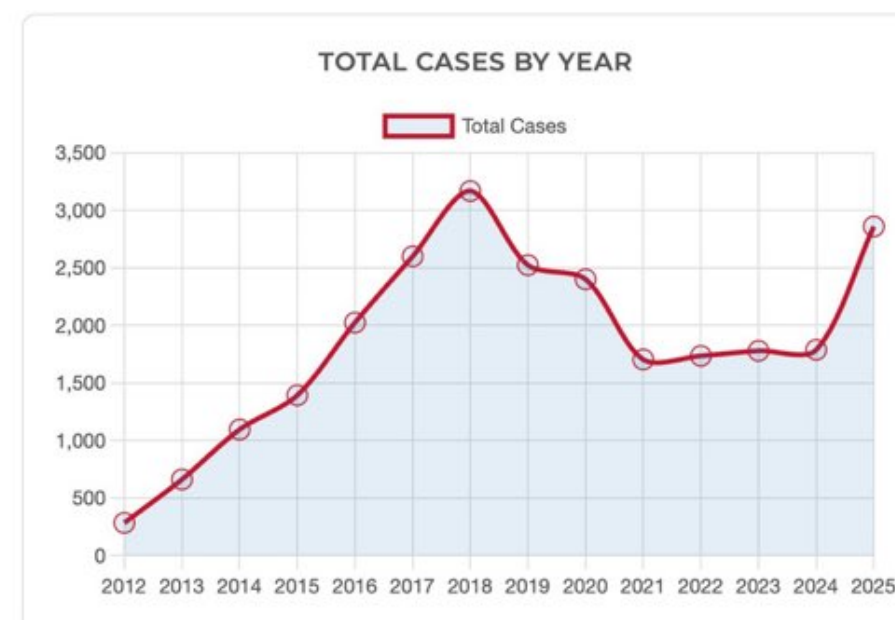


KEY INSIGHTS

Scale: The dataset spans 16,308 plaintiffs filing against 16,982 defendants across 51 states (50 states + DC), representing a substantial body of litigation activity.

Plaintiff-to-Case Ratio: With 27,241 cases from 16,308 plaintiffs, the average plaintiff has filed 1.7 cases — indicating meaningful repeat filing activity.

FILING TRENDS BY YEAR



13 The Number Verifier Module

NumberVerifier is a sophisticated Caller ID management system that functions like a **virtual mirror**, allowing you to view **exactly** how your calls appear to the person you're trying to reach. NumberVerifier makes it easy to:

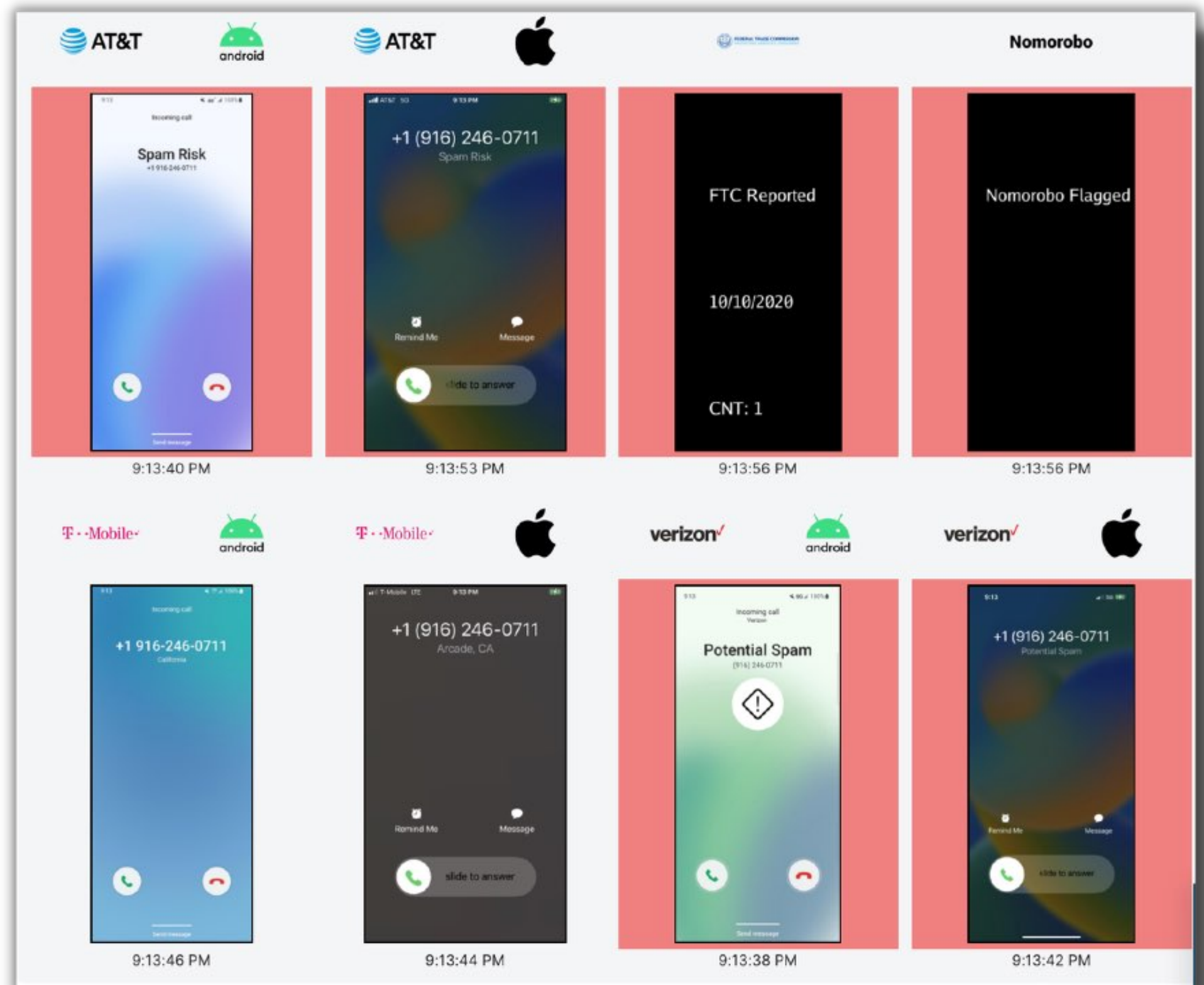
Identify Tagged Numbers: Quickly identify outbound numbers tagged as spam by carrier algorithms and call blocking apps.

Maintain Number Hygiene: Actively manage numbers in real time. Remove, add, or rehabilitate numbers as needed without extra fees or subscriptions.

Monitor Numbers 24/7: Receive alerts if a number gets flagged so you can remove it from circulation.

Stop Burning Leads: Increase deliverability, secure your reputation, and boost conversions quickly and cost-effectively with an efficient, intuitive interface.

NOTE: NumberVerifier usage credits are **not included** with your Alliance subscription, but the flexible, credit-based system means you only pay for what you use, with no subscription required.



14 Requesting Support

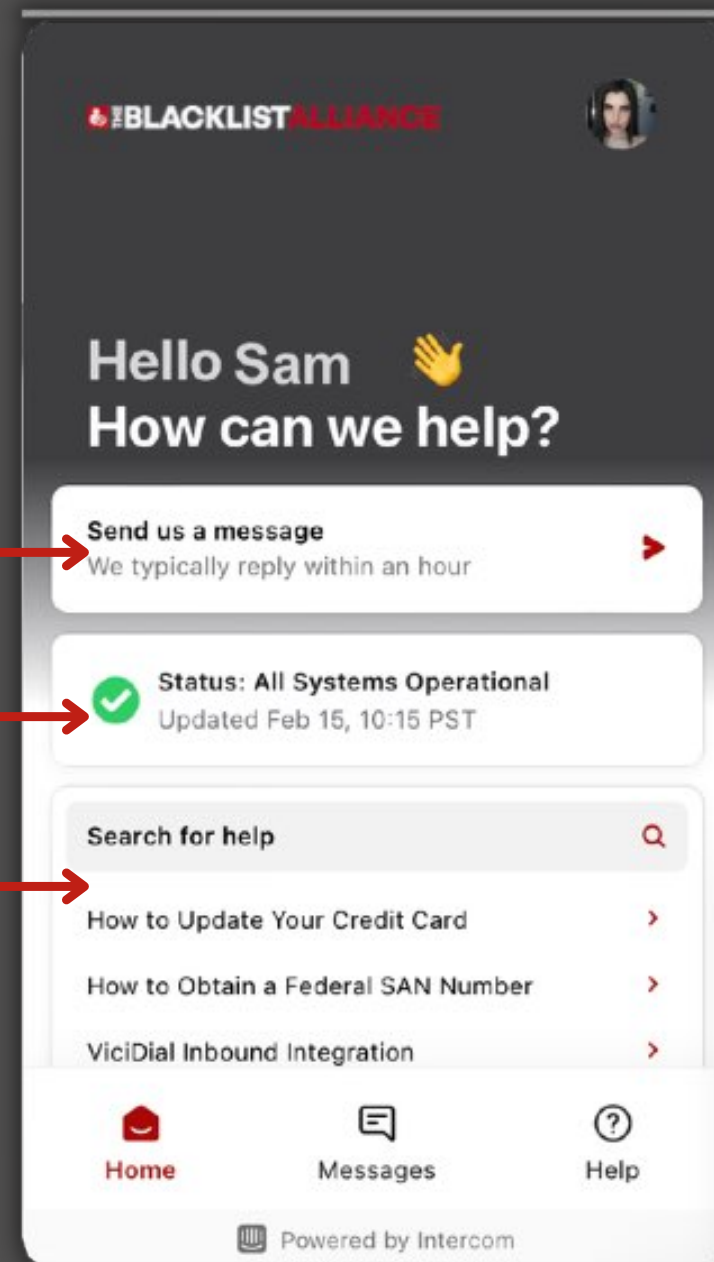
For customer or technical support, click the red chat bubble near the bottom of the dashboard.



Click here to send us a message

Click here for current and historical uptime status of system, APIs, and data centers

Enter a term here to search for help center articles that may answer your question



You can also request support by contacting your account representative or emailing support@blacklistalliance.com

To report crashes and system bugs, click the "Report Technical Issue" tab near the bottom of the dashboard and describe the issue you encountered on the form.

A screenshot of a 'Report a Technical Issue' form. The title is 'Report a Technical Issue'. Below the title is a section 'Please describe the problem' with a text input field labeled 'Your Feedback'. Underneath is an 'Attachment' section with a dashed border and the text 'Drag & drop or Browse' and icons for image and video uploads. Below that is an 'Email' section with a text input field containing 'sdh@heymanlegal.com'. At the bottom right is a green 'Submit' button. At the bottom center, it says 'Powered by usersnap'.

Report Technical Issue